



Barcode Scanner

Manual Guide

57D,62D,91D,92D-V2.5

Table of contents

General Settings	1
Buzzer Setup	2
Invoice Function	2
Interface setup	2
Serial Port Setup	3
Language	4
Output Interval of The Same Code	5
In continuous mode and automatic induction mode	5
Barcode Type ON/OFF	6
Hide the front characters	11
Hide the behind characters	11
Add Prefix/Suffix	12
Appendix 1: Numbered bar code	13
Appendix 2: Code ID	14
Appendix 3: Character comparison table	15

General Settings


Factory Default


Tab


CR


NONE


LF+CR


CR+CR


Trigger Mode


Continue Scan Mode


Auto Sense Mode


Normal Letter Case


All lowercase


All uppercase

Buzzer Setup

Only scan "Factory Default" (on page 1) can open sound under "Volume Off" mode



High volume -Default



Medium volume



Low volume



Volume Off

Invoice Function



ON



OFF

Interface setup



USB KBW



USB COM



TTL 232-9600, NO, 8, 1 -Default

Serial Port Setup



1200bps



2400bps



4800bps



9600bps



19200bps



38400bps



57600bps



115200bps



Odd



Even



None



1 Stop Bit



2 Stop Bit

Language



American Keyboard



Germany



France



Sweden



Belgium



Finland



Russia



Turkey_Q



Portugal












Norway

















England


















Denmark















 Spain	 Italy
 Japan	
<p align="center">Output Interval of The Same Code In continuous mode and automatic induction mode</p>	
 None	 Delay 1s
 Delay3s	 Delay5s
 Delay7s	 Delay forever















Barcode Type ON/OFF




 1D CODE(ON)	 1D CODE(OFF)
 2D CODE(ON)	 2D CODE(OFF)
 1D Reverse Code (ON)	 QR Reverse Code (ON)
 DM Reverse Code (ON)	 PDF417 Reverse Code(ON)
 UPC-A(ON)	 UPC-A(OFF)
 UPC-A Check Bit (ON)	 UPC-A Check Bit(OFF)
 UPC-E(ON)	 UPC-E(OFF)

 <p>UPC-e Check Bit(ON)</p>	 <p>UPC-e Check Bit(OFF)</p>
 <p>UPC-E to UPC-A(ON)</p>	 <p>UPC-E to UPC-A(OFF)</p>
 <p>UPC-A to EAN-13(ON)</p>	 <p>UPC-A to EAN-13(OFF)</p>
 <p>EAN-8 (ON)</p>	 <p>EAN-8 (OFF)</p>
 <p>EAN-13 (ON)</p>	 <p>EAN-13 (OFF)</p>
 <p>CODE 128 (ON)</p>	 <p>CODE 128 (OFF)</p>
 <p>GS1-128 (ON)</p>	 <p>GS1-128 (OFF)</p>

 <p>ISBT-128 (ON)</p>	 <p>ISBT-128 (OFF)</p>
 <p>Interleaved 2 of 5 (ON)</p>	 <p>Interleaved 2 of 5 (OFF)</p>
 <p>Matrix 2 of 5 (ON)</p>	 <p>Matrix 2 of 5 (OFF)</p>
 <p>CODE 39 (ON)</p>	 <p>CODE 39 (OFF)</p>
 <p>Code39 Check Bit (ON)</p>	 <p>Code39 Check Bit (OFF)</p>
 <p>Code 39 Full ASCII (ON)</p>	 <p>Code39 Full ASCII (OFF)</p>
 <p>CODE 32 (ON)</p>	 <p>CODE 32 (OFF)</p>

 <p>CODE 93 (ON)</p>	 <p>CODE 93 (OFF)</p>
 <p>CODE 11 (ON)</p>	 <p>CODE 11 (OFF)</p>
 <p>CODABAR (ON)</p>	 <p>CODABAR (OFF)</p>
 <p>PLESSEY (ON)</p>	 <p>PLESSEY (OFF)</p>
 <p>Industrial 2 of 5 (ON)</p>	 <p>Industrial 2 of 5 (OFF)</p>
 <p>MSI (ON)</p>	 <p>MSI (OFF)</p>
 <p>ITF14 (ON)</p>	 <p>ITF14 (OFF)</p>

 <p>QR CODE (ON)</p>	 <p>QR CODE (OFF)</p>
 <p>Data Matrix (ON)</p>	 <p>Data Matrix (OFF)</p>
 <p>PDF417 (ON)</p>	 <p>PDF417 (OFF)</p>
 <p>Aztec code (ON)</p>	 <p>Aztec code (OFF)</p>
 <p>Maxi code (ON)</p>	 <p>Maxi code (OFF)</p>
 <p>GS1-Databar (ON)</p>	 <p>GS1-Databar (OFF)</p>
 <p>Brazilian Bank code (ON)</p>	 <p>Brazilian Bank code (OFF)</p>




Hide the front characters	
 OFF	 ON
 Hide the front characters	

The first: Scan the set-up code "ON".

The second step: Scan "Hide the front characters".

The third step: Scan the number setting code corresponding to the character on page 18 (each character is 3 digits).

E.g. The bar code content is "123456789" , if you want to hide the previous two characters, then scan "0","0","2" settings code on page 18, then two front characters will be hidden when scanning this bar code,"3456789" will be shown.





Hide the behind characters	
 OFF	 ON
 Hide the behind characters	

The first: Scan the set-up code "ON".

The second step: Scan "Hide the behind characters".

The third step: Scan the number setting code corresponding to the character on page 18 (each character is 3 digits).

E.g. The bar code content is "123456789" , If you want to hide the last two characters, then scan "0" and "0" and "2" settings code on page 18, then the last two characters will be hidden when scanning this bar code, "1234567" will be shown.

Add Prefix/Suffix	
 Add Prefix	 Add Suffix
 Finish Setting	 Output Setting

The first: Scan the set-up code "Add Suffix" .

The second step: Scan the required character code. Refer to Appendix 1 and Appendix 3.

The third step: Scan "Finish Setting".

The fourth step: Scan "Output Setting".

E.g. The bar code content is "123456789", If you want to add B and 1 behind the bar code, scan "1", "0", "6", "6", "1", "0", "4", "9" in Appendix1 on page 18(In Appendix 3, B is 1066; In Appendix 3, 1 is 1049), "123456789B1" will be shown.

For details, **Appendix 1** and **Appendix 3**

Appendix 1: Numbered bar code



0



1



2



3



4



5



6



7





8



9

Appendix 2: Code ID

 Send ID-OFF *	 Send ID-ON
Code character	Code type
A	UPC-A, UPC-E, EAN-8, EAN-13
B	Code 39, Code 32
C	Codabar
D	Code 128, ISBT 128
E	Code 93
F	Interleaved 2 of 5/ITF, ITF14
G	Industrial 2 of 5, Standard 2 of 5
H	CODE11
J	MSI, MSI/Plessey
K	UCC/EAN-128/GS1-128
L	Bookland EAN/ISBN, ISSN
R	GS1 DataBar-14, GS1 DataBar Limited,
V	Matrix 25
r	PDF417
u	DataMatrix(DM)
q	QR
a	Aztec Code
x	Maxi Code
c	HanXin

Appendix 3: Character comparison table

Scan Value	HEX Value	Keyboard Function Key	Keyboard Ctrl Combination
1000	00h	Null	CTRL 2
1001	01h	Keypad Enter	CTRL A
1002	02h	Caps lock	CTRL B
1003	03h	Right Arrow	CTRL C
1004	04h	Up Arrow	CTRL D
1005	05h	Null	CTRL E
1006	06h	Null	CTRL F
1007	07h	Enter	CTRL G
1008	08h	Left Arrow	CTRL H
1009	09h	Horizontal Tab	CTRL I
1010	0Ah	Down Arrow	CTRL J
1011	0Bh	Vertical Tab	CTRL K
1012	0Ch	Backspace	CTRL L
1013	0Dh	Enter	CTRL M
1014	0Eh	Insert	CTRL N
1015	0Fh	Esc	CTRL O
1016	10h	F11	CTRL P
1017	11h	Home	CTRL Q
1018	12h	Print Screen	CTRL R
1019	13h	Delete	CTRL S
1020	14h	tab+shift	CTRL T
1021	15h	F12	CTRL U
1022	16h	F1	CTRL V
1023	17h	F2	CTRL W
1024	18h	F3	CTRL X
1025	19h	F4	CTRL Y
1026	1Ah	F5	CTRL Z
1027	1Bh	F6	CTRL [
1028	1Ch	F7	CTRL \
1029	1Dh	F8	CTRL]
1030	1Eh	F9	CTRL 6
1031	1Fh	F10	CTRL -
1032	20h	Space	Space
1033	21h	/A	!
1034	22h	/B	'
1035	23h	/C	#
1036	24h	/D	\$
1037	25h	/E	%
1038	26h	/F	&
1039	27h	/G	'
1040	28h	/H	(

1041	29h	/I)
1042	2Ah	/J	*
1043	2Bh	/K	+
1044	2Ch	/L	,
1045	2Dh	-	-
1046	2Eh	.	.
1047	2Fh	/	/
1048	30h	0	0
1049	31h	1	1
1050	32h	2	2
1051	33h	3	3
1052	34h	4	4
1053	35h	5	5
1054	36h	6	6
1055	37h	7	7
1056	38h	8	8
1057	39h	9	9
1058	3Ah	/Z	:
1059	3Bh	%F	;
1060	3Ch	%G	<
1061	3Dh	%H	=
1062	3Eh	%I	>
1063	3Fh	%J	?
1064	40h	%V	@
1065	41h	A	A
1066	42h	B	B
1067	43h	C	C
1068	44h	D	D
1069	45h	E	E
1070	46h	F	F
1071	47h	G	G
1072	48h	H	H
1073	49h	I	I
1074	4Ah	J	J
1075	4Bh	K	K
1076	4Ch	L	L
1077	4Dh	M	M
1078	4Eh	N	N
1079	4Fh	O	O
1080	50h	P	P
1081	51h	Q	Q
1082	52h	R	R
1083	53h	S	S
1084	54h	T	T

1085	55h	U	U
1086	56h	V	V
1087	57h	W	W
1088	58h	X	X
1089	59h	Y	Y
1090	5Ah	Z	Z
1091	5Bh	%K	[
1092	5Ch	%L	\
1093	5Dh	%M]
1094	5Eh	%N	^
1095	5Fh	%O	_
1096	60h	%W	'
1097	61h	+A	a
1098	62h	+B	b
1099	63h	+C	c
1100	64h	+D	d
1101	65h	+E	e
1102	66h	+F	f
1103	67h	+G	g
1104	68h	+H	h
1105	69h	+I	i
1106	6Ah	+J	j
1107	6Bh	+K	k
1108	6Ch	+L	l
1109	6Dh	+M	m
1110	6Eh	+N	n
1111	6Fh	+O	o
1112	70h	+P	p
1113	71h	+Q	q
1114	72h	+R	r
1115	73h	+S	s
1116	74h	+T	t
1117	75h	+U	u
1118	76h	+V	v
1119	77h	+W	w
1120	78h	+X	x
1121	79h	+Y	y
1122	7Ah	+Z	z
1123	7Bh	%P	{
1124	7Ch	%Q	
1125	7Dh	%R	}
1126	7Eh	%S	~
1127	7Fh		Undefined